

MONTHLY REPORT OF DISBURSEMENTS
For the Month of January 2016

Department : DEPARTMENT OF NATIONAL DEFENSE
Agency : GENERAL HEADQUARTERS, AFP
Operating Unit : AFP and AFP Wide Service Support Units (AFPWSSUS)
Organization Code : 17 010 17 0001
Funding Source Code: 01 1 01 101
(e.g. Old Fund Code: 101, 102, 151)

PARTICULARS	CURRENT YEAR BUDGET					PRIOR YEAR'S ACCOUNTS PAYABLE					CURRENT YEAR'S ACCOUNTS PAYABLE					GRAND TOTAL				
	PS	MOOE	CO	TOTAL	PS	MOOE	Sub-Total	MOOE	Sub-Total	TOTAL	SUB-TOTAL	PS	MOOE	CO	TOTAL					
1	2	3	5	6=(2+3+4+5)	7	8	11=(7+8+9+10)	13	15=(12+13)	17=(11+16)	18=(6+17)	23	24	26	27=(23+24+25+26)					
Notice of Cash Allocation (NCA)	819,524.87	47,153,355.10	-	47,972,880.97	545,953.04	17,070,481.22	17,619,434.26	5,094,131.64	5,094,131.64	22,713,565.90	70,686,455.87	1,368,477.91	69,317,977.96	-	70,686,455.87					
MDS Checks issued	79,081,832.59	14,355.78	-	79,081,832.59	11,270,181.73	46,048,427.47	57,318,609.20	11,532,159.88	11,532,159.88	68,850,769.08	147,932,601.67	90,537,658.54	57,394,943.13	-	147,932,601.67					
Advice to Debit Account	7,275,751.76	-	-	7,275,751.76	354,935.01	2,762,771.27	3,117,706.28	762,236.55	762,236.55	3,879,942.83	11,155,694.59	7,630,686.77	3,528,007.82	-	11,155,694.59					
Working Fund (NCA Issued to BT)	-	-	-	-	-	-	-	-	-	-	-	-	-	-	-					
Tax Remittance Advices Issued (TR)	-	-	-	-	-	-	-	-	-	-	-	-	-	-	-					
Cash Disbursement Ceiling (CDC)	-	-	-	-	-	-	-	-	-	-	-	-	-	-	-					
Non-Cash Availment Authority (NCAA)	-	-	-	-	-	-	-	-	-	-	-	-	-	-	-					
Others (CDT, BTR Does Stamp, etc.)	-	-	-	-	-	-	-	-	-	-	-	-	-	-	-					
Others (CDT, BTR Does Stamp, etc.)	87,162,753.44	47,167,720.88	-	134,330,474.32	12,174,069.78	65,881,679.96	78,055,749.74	17,388,528.07	17,388,528.07	95,444,277.81	229,774,752.13	99,336,823.22	130,437,928.91	-	229,774,752.13					
TOTAL																				

SUMMARY:

	Previous Report	This Month (Jan)	As of 31 Jan 2016
Total Disbursement Authorities Received			
NCA	266,036,600.00	266,036,600.00	266,036,600.00
Working Fund	11,155,694.59	11,155,694.59	-
TRA	-	-	-
CDC	-	-	-
NCAA	-	-	-
Others (CDT, BTR Does Stamp, etc.)	-	-	-
Less: Notice of Transfer Allocations (NTA)* issued	270,571,771.59	270,571,771.59	6,620,523.00
Total Disbursements Authorities Available	-	-	-
Less: Lapsed NCA	229,774,752.13	229,774,752.13	229,774,752.13
Disbursements *	40,797,019.46	40,797,019.46	40,797,019.46
Balance of Disbursements Authorities as of to date	-	-	-

Notes: The use of NTA is discouraged
*Amounts should tally

Certified Correct:
NIL O B ABAIGAR, DPA
Chief, AFP Accounting Center

Approved by:
LTGEN ROMEO T TANALGO AFP
Vice Chief of Staff

	Previous Report	This Month (Jan)	As of 31 Jan 2016
Total Disbursements Program	270,571,771.59	270,571,771.59	270,571,771.59
Less: * Actual Disbursements	229,774,752.13	229,774,752.13	229,774,752.13
(Over)/Under Spending	-	40,797,019.46	40,797,019.46

MONTHLY REPORT OF DISBURSEMENTS
For the Month of February 2016

Department
Agency
Operating Unit
Organization Code (UACS)
Funding Source Code:

DEPARTMENT OF NATIONAL DEFENSE
GENERAL HEADQUARTERS, AFP
AFP and AFP Wide Service Support Units (AFPMSSUS)
17 010 17 0001
01 1 01 101

PARTICULARS	CURRENT YEAR BUDGET			PRIOR YEARS BUDGET						GRAND TOTAL			Remarks	
	PS	MOOE	TOTAL	PRIOR YEARS ACCOUNTS PAYABLE			CURRENT YEAR'S ACCOUNTS PAYABLE			GRAND TOTAL	GRAND TOTAL			
				PS	MOOE	Sub-Total	MOOE	Sub-Total	TOTAL		PS	MOOE		TOTAL
Notice of Cash Allocation (NCA)														
MDS Checks Issued	39,308,556.41	96,279,715.34	135,588,271.75	5,595,276.99	19,595,930.92	25,191,207.82	6,287,104.44	6,287,104.44	31,448,312.26	167,036,584.01	44,903,833.31	122,132,750.70	167,036,584.01	
Advance to Debit Account	81,156,241.39	10,316,906.04	91,473,147.43	9,672,975.15	16,532,573.74	26,205,554.89	12,017,132.38	12,017,132.38	38,222,697.27	129,695,834.70	90,829,216.54	38,666,918.16	128,695,834.70	
Working Fund (NCA Issued to BTR)														
Tax Remittance Advances Issued (TRA)														
Cash Disbursement Ceiling (CDC)	8,060,152.42	2,659,228.11	10,719,380.53	-	42,331.61	42,331.61	38,247.46	38,247.46	80,579.07	10,799,959.60	8,060,152.42	2,739,807.18	10,799,959.60	
Non-Cash Availment Authority (NCAA)														
Others (CDI, BTR Docs Stamp, etc.)														
GRAND TOTAL	128,524,950.22	109,285,848.49	237,780,798.71	15,268,252.05	36,170,642.27	51,439,094.32	18,312,484.28	18,312,484.28	69,751,578.60	307,532,378.31	143,793,202.27	163,739,176.04	307,532,378.31	


SUPPLY:


Total Disbursement Authorities Received

	Previous Report	This Month (Feb)	As of 29 Feb 2016
NCA			
NCA/ABO-D-16-000031	289,036,600.00	289,218,804.00	556,255,404.00
NCA/ABO-D-16-000243			
Working Fund			
TRA			
CDC			
NCAA			
Others (CDI, BTR Docs Stamp, etc.)			
Less: Notice of Transfer Allocations (NTA)* Issued	6,620,523.00	11,544,197.00	18,164,720.00
Total Disbursements Authorities Available	270,571,771.59	288,474,566.60	537,307,130.44
Less: Lapsed NCA	229,774,752.13	307,532,378.31	537,307,130.44
Disbursements *	40,797,019.46	(19,057,811.71)	21,739,207.75
Balance of Disbursements Authorities as of to date			

Total Disbursements Program
Less: * Actual Disbursements
(Over)/Under Spending

	Previous Report	This Month (Feb)	As of 29 Feb 2016
	270,571,771.59	288,474,566.60	537,307,130.44
	229,774,752.13	307,532,378.31	537,307,130.44
	40,797,019.46	(19,057,811.71)	21,739,207.75

Certified Correct:

NISO B ABAJAG, DPA
Chief, AFP Accounting Center

Approved By:

LTGEN GLORISO V MIRANDA AFP
Vice Chief of Staff

Department
Agency
Operating Unit
Organization Code (UACS)
Funding Source Code:

DEPARTMENT OF NATIONAL DEFENSE
GENERAL HEADQUARTERS, AFP
AFP and AFP Wide Service Support Units (AFPWSSUS)
17 010 17 0001
01 1 01 101

MONTHLY REPORT OF DISBURSEMENTS
For the Month of March 2016

PARTICULARS	CURRENT YEAR BUDGET			PRIOR YEARS BUDGET						GRAND TOTAL		Remarks		
	PS	MOOE	TOTAL	PRIOR YEARS ACCOUNTS PAYABLE			CURRENT YEAR'S ACCOUNTS PAYABLE			TOTAL				
				PS	MOOE	Sub-Total	MOOE	Sub-Total						
Notice of Cash Allocation (NCA)														
MDS Checks Issued	19,881,764.65	124,842,715.39	144,724,480.04	4,288,291.83	11,149,851.66	15,438,143.49	18,037,349.13	18,037,349.13	33,475,492.62	178,199,972.66	24,170,056.48	154,029,916.18	178,199,972.66	
Advice to Debit Account	82,729,399.48	25,270,105.21	107,999,504.69	13,909,961.21	15,947,986.74	29,857,947.95	25,717,015.76	25,717,015.76	55,574,963.71	163,574,458.40	96,539,360.69	66,995,107.71	163,574,458.40	
Working Fund (NCA issued to BTR)	14,723,204.15	4,416,613.67	19,139,817.82	-	11,220.88	11,220.88	70,260.39	70,260.39	81,481.27	19,221,299.09	14,723,204.15	4,498,094.94	19,221,299.09	
Tax Remittance Advices Issued (TRA)														
Cash Disbursement Ceiling (CDC)														
Non-Cash Availment Authority (NCAA)														
Others (CDT, BTR Docs Stamp, etc.)														
TOTAL	117,334,368.28	154,529,434.27	271,863,802.55	18,198,253.04	27,109,059.28	45,307,312.32	43,824,625.28	43,824,625.28	89,131,937.60	360,995,740.15	135,532,621.32	225,463,118.83	360,995,740.15	

SUMMARY:

Total Disbursement Authorities Received
NCA

NCA#MBD-16-000131 290,736,600.00
800324-0131-103 150,000.00
NCA#MBD-16-0002961 377,573,825.00
NCA#MBD-16-0004021 325,922,214.00
NCA#MBD-16-0003216 26,220,000.00
NCA#MBD-16-000133 4,822,990.52

Working Fund
TRA
CDC
NCAA

21,955,654.19 19,221,299.09 41,176,953.28

Others (CDT, BTR Docs Stamp, etc.)
Less: Notice of Transfer Allocations (NTA)* issued
Total Disbursements Authorities Available
Less: Lapsed NCA

Disbursements *
Balance of Disbursements Authorities as of to date

18,164,720.00 704,121,991.00 722,286,711.00
559,046,338.19 340,524,937.61 899,571,275.80
1,268,405.21 1,268,405.21
537,307,130.44 360,995,740.15 899,302,870.59
21,739,207.75 (21,739,207.75) -

Total Disbursements Program
Less: * Actual Disbursements
(Over)/Under Spending

Previous Report This Month (Mar) As of 31 Mar 2016
559,046,338.19 340,524,937.61 899,571,275.80
537,307,130.44 360,995,740.15 899,302,870.59
21,739,207.75 (20,470,802.54) 1,268,405.21

Certified Correct:

MIND B. BABANGA, CPA
Chief, AFP Accounting Center

Approved By:

LIGEN G. GORIOSO V. MIRANDA AFP
Vice Chief for Staff

MONTHLY REPORT OF DISBURSEMENTS
For the Month of April 2016

Department : DEPARTMENT OF NATIONAL DEFENSE
Agency : GENERAL HEADQUARTERS, AFP
Operating Unit : AFP and AFP Wide Service Support Units (AFPWSSUS)
Organization Code (UAC : 17 010 17 0001
Funding Source Code: 01 1 01 101

PARTICULARS	CURRENT YEAR BUDGET			PRIOR YEAR'S BUDGET						GRAND TOTAL			Remarks	
	PS	MOOE	TOTAL	PRIOR YEAR'S ACCOUNTS PAYABLE			CURRENT			GRAND TOTAL	PS	MOOE		TOTAL
				PS	MOOE	Sub-Total	MOOE	Sub-Total	TOTAL					
Notice of Cash Allocation (NCA)														
MOS Checks Issued	25,504,138.97	109,037,419.46	134,541,558.43	311,429.40	5,223,666.76	5,535,096.16	877,765.21	877,765.21	6,412,861.37	140,954,419.80	26,815,586.37	115,138,951.43	140,954,419.80	
Advice to Debit Account	85,995,117.35	39,632,192.28	125,627,309.63	8,412,595.28	1,596,297.75	10,410,893.03	2,381,192	2,381,192	10,413,274.95	136,240,584.58	94,407,712.63	41,832,871.95	136,240,584.58	
Working Fund (NCA issued to BTR)			-											
Tax Remittance Advices Issued (TRA)	10,940,617.45	2,247,943.70	13,188,561.15	1,829.27	116,521.81	118,351.08	243.11		243.11	118,594.19	13,307,155.34	2,364,708.62	13,307,155.34	
Cash Disbursement Ceiling (CDC)			-											
Non-Cash Availment Authority (NCAA)			-											
Others (CDT, BTR, Docs Stamp, etc.)														
GRAND TOTAL	122,439,873.77	151,117,555.44	273,557,429.21	8,725,853.95	7,338,486.32	16,064,340.27	880,390.24	880,390.24	16,944,730.51	290,502,159.72	131,165,727.72	159,336,432.00	290,502,159.72	

SUMMARY:


Previous Report This Month (Apr) As of 30 Apr 2016

Total Disbursement Authorities Received	1,580,681,033.52	4,714,508,993.00	6,295,190,026.52
NCA			
NCARMB-D-16-000131	#####		
NCARMB-D-16-000482	804,464,413.00		
NCARMB-D-16-0003216	8,739,000.00		
NCARMB-D-16-0005445	795,349,880.00		
000024-02-02-235	2,893,100.00		
Working Fund			
TRA			
CDC			
NCAA			
Others (CDT, BTR, Docs Stamp, etc.)	41,176,993.28	13,307,155.34	54,484,108.62
Less: Notice of Transfer Allocations (NTA)* Issued	722,286,711.00	4,425,499,321.00	5,147,786,032.00
Total Disbursements Authorities Available	899,571,275.80	302,316,827.34	1,201,888,103.14
Less: Lapsed NCA	1,268,405.21		
Disbursements *	898,302,870.59	290,502,159.72	1,188,805,030.31
Balance of Disbursements Authorities as of to date	11,814,667.62	11,814,667.62	11,814,667.62


Notes: The use of NTA is discouraged
* Amounts should tally

Checks Issued for the Month of February:
27th FSU 148988-147324
Disbursing 1554620-1554628
11th FSU 1551077-1551046
CPO 11788-11814

Certified Correct:


NLO B ABAIGAR, DPA
Chief, AFP Accounting Center

Approved By:


LTGEN GLORIOSO V MIRANDA AFP
Vice Chief of Staff

MONTHLY REPORT OF DISBURSEMENTS
For the Month of May 2016

Department
Agency
Operating Unit
Organization Code (U/ 17 010 17 0001)
Funding Source Code: 01 1 01 101

PARTICULARS	CURRENT YEAR BUDGET			PRIOR YEAR'S BUDGET				GRAND TOTAL			Remarks			
	PS	MOOE	TOTAL	PRIOR YEAR'S ACCOUNTS PAYABLE		CURRENT	TOTAL	GRAND TOTAL	GRAND TOTAL					
				PS	MOOE				Sub-Total	MOOE		Sub-Total	PS	MOOE
Notice of Cash Allocation (NCA)	37,244,935.49	108,643,643.21	145,888,578.70	1,077,840.00	5,300,058.54	6,377,898.54	2,881,880.04	2,881,880.04	9,259,778.58	155,148,357.28	38,322,775.49	116,825,581.79	155,148,357.28	
MDS Checks Issued	154,330,068.05	39,041,549.22	193,371,617.27	1,342,776.34	3,214,805.16	4,557,581.50	982,893.53	982,893.53	5,540,475.03	198,912,092.30	155,672,844.39	43,239,247.91	198,912,092.30	
Working Fund (NCA issued to BTR)	10,145,225.79	2,179,120.13	12,324,345.92	-	486,058.66	486,058.66	149.64	149.64	486,208.30	12,810,554.22	10,145,225.79	2,665,328.43	12,810,554.22	
Tax Remittance Advances Issued (TRA)			-											
Cash Disbursement Ceiling (CDC)			-											
Non-Cash Availment Authority (NCAA)			-											
Others (CDT, BTR Docs Stamp, etc.)			-											
GRAND TOTAL	201,720,229.33	149,864,312.56	351,584,541.89	2,420,616.34	9,000,922.36	11,421,538.70	3,864,923.21	3,864,923.21	15,286,461.91	366,871,003.80	204,140,845.67	162,730,158.13	366,871,003.80	

SUMMARY:


Previous Report		This Month (May)		As of 31 May 2016	
Total Disbursement Authorities Received		6,295,190,026.52		2,123,044,160.96	
NCA				8,418,234,187.48	
NCA/ENB-D-16-0000131		338,133,100.00			
NCA/ENB-D-16-0002216		5,369,000.00			
NCA/ENB-D-16-0007724		514,000,000.00			
NCA/ENB-D-16-0007732		37,715,755.00			
NCA/ENB-D-16-0008874		7,625,965.00			
NCA/ENB-D-16-0009777		1,215,712,000.00			
Working Fund		592,299.96			
TRF		54,484,108.62		12,810,554.22	
CDC				67,294,662.84	
NCAA					
Others (CDT, BTR Docs Stamp, etc.)		5,147,786,032.00		1,734,245,518.00	
Less: Notice of Transfer Allocations (NTA) issued		1,201,888,103.14		401,609,197.18	
Total Disbursements Authorities Available		1,258,405.21		1,603,497,300.32	
Less: Lapsed NCA		1,198,805,030.31		366,871,003.80	
Disbursements *		11,814,667.62		34,738,193.38	
Balance of Disbursements Authorities as of to date				46,552,861.00	

Notes: The use of NTA is discouraged
* Amounts should tally

Checks Issued for the Month of May:
27th FSU 147325-147710
Disbursing 1554529-1554648
11th FSU 1551047-1551090
CPO 11815-11833

Certified Correct:

NULO B. ABAYA, DPA
Chief AFP Accounting Center

Approved By:

LTGEN GLORIOSO V. MIRANDA AFP
Vice Chief of Staff

MONTHLY REPORT OF DISBURSEMENTS
For the Month of June 2016

Department
Agency
Operating Unit
Organization Code (UA)
Funding Source Code

DEPARTMENT OF NATIONAL DEFENSE
GENERAL HEADQUARTERS, AFP
AFP and AFP Wide Service Support Units (AFPWSUS)
17 010 17 0001
01 1 01 101

PARTICULARS	CURRENT YEAR BUDGET			PRIOR YEAR'S ACCOUNTS PAYABLE						CURRENT YEAR'S BUDGET			PRIOR YEAR'S ACCOUNTS PAYABLE			TOTAL	GRAND TOTAL	GRAND TOTAL			Remarks
	PS	MOOE	TOTAL	PS	MOOE	Sub-Total	MOOE	Sub-Total	CO	Sub-Total	PS	MOOE	Sub-Total	PS	MOOE	CO	TOTAL				
Notice of Cash Allocation (NCA)	13,107,610.61	136,173,682.76	149,281,293.37	-	118,689,710.06	118,689,710.06	1,100,416.56	16,523,223.22	17,623,639.78	136,313,349.84	285,594,643.21	13,107,610.61	255,963,809.38	16,523,223.22	285,594,643.21						
MDS Checks Issued	87,847,390.88	56,234,541.87	144,081,932.75	2,239,922.76	518,119.44	2,758,042.20	1,217,439.61	3,975,481.81	148,057,414.56	90,087,313.64	57,970,100.92										
Advice to Debit Account																					
Working Fund (NCA issued to BIT)																					
Tax Remittance Advice Issued (TRA)	10,401,906.12	4,777,881.43	15,179,787.55	32,628.65	6,749,342.56	6,781,971.61	71,442.84	935,276.78	1,006,719.62	7,788,691.23	22,968,478.78	10,434,534.77	11,598,667.23	935,276.78	22,968,478.78						
Cash Disbursement Ceiling (CDC)																					
Non-Cash Availment Authority (NCAA)																					
Others (CDI, BIT Docs Stamp, etc.)																					
GRAND TOTAL	111,356,907.61	197,166,106.06	308,543,013.67	2,272,551.41	125,957,172.46	128,229,723.87	2,389,299.01	17,458,500.00	19,847,799.01	148,077,522.88	456,620,536.55	113,629,459.02	325,532,577.53	17,458,500.00	456,620,536.55						

SUMMARY:

Total Disbursement Authorities Received	Previous Report	This Month (Jun)	As of 30 June 2016
NCA	8,418,234,187.48	835,432,456.00	9,253,666,643.48

NCA	255,910,000.00
NCA/HRB-D-16-0000131	8,739,000.00
NCA/HRB-D-16-0002216	82,231,559.00
NCA/HRB-D-16-0009633	446,573,259.00
NCA/HRB-D-16-0009232	1,956,057.00

Working Fund	67,294,662.84	22,968,478.78	90,263,141.62
--------------	---------------	---------------	---------------

TRA			
-----	--	--	--

NCAA			
------	--	--	--

Others (CDI, BIT Docs Stamp, etc.)			
------------------------------------	--	--	--

Less: Notice of Transfer Allocations (NTA)* Issued	8,682,031,550.00	447,494,030.00	7,329,525,580.00
--	------------------	----------------	------------------

Total Disbursements Authorities Available	1,503,497,300.32	410,906,904.78	2,014,404,205.10
---	------------------	----------------	------------------

Less: Lapsed NCA	1,268,405.21	839,229.23	2,107,634.44
------------------	--------------	------------	--------------

Disbursements*	1,555,676.034	456,620,536.55	2,012,296,570.66
----------------	---------------	----------------	------------------

Balance of Disbursements Authorities as of to date	48,552,861.00	(46,552,861.00)	-
--	---------------	-----------------	---

Notes: The use of NTA is discouraged
* Amounts should tally

Checks Issued for the Month of May:
27th FSU
Disbursing
11th FSU
CPO

147711-147977
1554649-1554668
1551091-1551196
11834-11852

Certified Correct:

Signature
NIO BABAIGAR/DPA
Chief, AFP Accounting Center

Approved By:

Signature
LTGEN GLORIOSO V MIRANDA AFP
Vice Chief of Staff

Total Disbursements Program	Previous Report	This Month (June)	As of 30 June 2016
Less: * Actual Disbursements	1,602,228,895.11	410,067,675.55	2,012,296,570.66
(Over)/Under Spending	1,555,676.034	456,620,536.55	2,012,296,570.66
	46,552,861.00	(46,552,861.00)	-

MONTHLY REPORT OF DISBURSEMENTS
For the Month of July 2016

Department
Agency
Operating Unit
Organization Code (UACS)
Funding Source Code:

DEPARTMENT OF NATIONAL DEFENSE
GENERAL HEADQUARTERS, AFP
AFP and AFP Wide Service Support Units (AFPWSSUS)
17 010 17 0001
01 1 01 101

PARTICULARS	CURRENT YEAR BUDGET			PRIOR YEAR'S BUDGET										GRAND TOTAL		
	PS	MOOE	TOTAL	PRIOR YEAR'S ACCOUNTS PAYABLE		CURRENT YEAR'S PAYABLE		PRIOR YEAR'S PAYABLE		CURRENT YEAR'S PAYABLE		GRAND TOTAL		PS	MOOE	TOTAL
Notice of Cash Allocation (NCA)				PS	MOOE	Sub-Total	MOOE	CO	Sub-Total	TOTAL						
WSS Checks Issued	3,075,754.12	61,766,634.11	64,842,388.23	363,500.00	3,000,000.00	3,363,500.00	448,255.01	-	448,255.01	3,811,755.01	68,654,143.24	3,439,254.12	65,214,889.12	69,654,143.24		
Advice to Debit Account	85,420,478.99	52,210,266.07	137,630,747.06	225,262.94	1,703,779.06	1,929,062.00	2,086,396.06		2,086,396.06	4,015,460.06	141,646,207.12	85,645,761.93	56,000,445.19	141,646,207.12		
Working Fund (NCA Issued to BTR)																
Tax Remittance Advances Issued (TRA)	10,473,296.45	3,422,512.83	13,895,809.28	45,345.96	114,350.86	159,696.82	98,637.93	-	98,637.93	258,334.75	14,154,144.03	10,518,642.41	3,635,501.62	14,154,144.03		
Cash Disbursement Ceiling (CDC)																
Non-Cash Availment Authority (NCAA)																
Others (CDT, BTR Docs Stamp, etc)																
GRAND TOTAL	98,969,529.56	117,399,415.01	216,368,944.57	634,128.90	4,818,129.92	5,452,258.82	2,633,291.00	-	2,633,291.00	8,085,549.82	224,454,494.39	99,603,658.46	124,850,835.93	224,454,494.39		

SUMMARY:

Total Disbursement Authorities Received			Previous Report		This Month (July)		As of 31 July 2016	
NCA			9,253,666,643.48	2,291,517,826.00	11,545,184,469.48			
NCA#BMB-D-16-0009685	1,333,792,650.00							
NCA#BMB-D-16-0005462	42,882,000.00							
NCA#BMB-D-16-0011980	11,726,250.00							
NCA#BMB-D-16-0012135	594,319,550.00							
NCA#BMB-D-16-0009877	54,000.00							
NCA#BMB-D-16-0013325	308,743,376.00							
Working Fund								
TRA		90,263,141.62		14,154,144.03	104,417,285.65			
CDC								
NCAA								
Others (CDT, BTR Docs Stamp, etc)								
Less: Notice of Transfer Allocations (NTA)* issued		7,329,525,580.00	1,856,595,085.00	9,186,120,665.00				
Total Disbursements Authorities Available		2,014,404,205.10	447,076,885.03	2,461,481,090.13				
Less: Lapsed NCA		2,107,634.44		2,107,634.44				
Disbursements *		2,012,296,570.66	224,454,494.39	2,236,751,065.05				
Balance of Disbursements Authorities as of to date		-	222,622,390.64	222,622,390.64				

Checks Issued for the Month of July:

27th FSU 147978-147980-1569401-1569876

Disbursing 1354669-1534686

11th FSU 155197-1551228

CPO 11853-11873

Certified Correct:



NILO B ABAIGAR, DPA
Chief, AFP Accounting Center

Approved By:



L TGEN GJORIOSO V MIRANDA AFP
Vice Chief of Staff

MONTHLY REPORT OF DISBURSEMENTS
For the Month of August 2016

Department DEPARTMENT OF NATIONAL DEFENSE
Agency GENERAL HEADQUARTERS, AFP
Operating Unit AFP and AFP Wide Service Support Units (AFPWSSUS)
Organization Code (UACS) 17 010 17 0001
Funding Source Code: 01 1 01 101

PARTICULARS	CURRENT YEAR BUDGET			PRIOR YEAR'S BUDGET					GRAND TOTAL				
	PS	MOOE	TOTAL	PS	MOOE	Sub-Total	MOOE	CO	GRAND TOTAL	PS	MOOE	CO	TOTAL
Notice of Cash Allocation (NCA)													
MOS Checks Issued	3,187,627.95	49,354,454.73	52,542,082.68	-	1,063,591.03	1,063,591.03	-	-	53,605,673.71	3,187,627.95	50,418,045.76	-	53,605,673.71
Advice to Debit Account	88,989,359.16	43,589,113.76	132,578,472.92	325,401.08	532,122.77	857,523.85	144,946.82	556,495.26	134,137,438.85	89,314,760.24	44,266,163.35	-	134,137,438.85
Working Fund (NCA Issued to B1)			-										
Tax Remittance Advances Issued (TRA)	10,966,392.05	3,139,550.19	14,105,942.24	-	34,220.57	34,220.57	8,748.53	31,499.74	14,180,412.08	10,966,392.05	3,182,520.29	31,499.74	14,180,412.08
Cash Disbursement Ceiling (CDC)			-										
Non-Cash Availment Authority (NCAA)													
Others (Customs Duties)													
GRAND TOTAL	103,143,379.16	332,969,030.00	429,052,148.88	325,401.08	1,629,934.37	1,955,335.45	153,696.35	587,995.00	534,892,554.64	103,468,780.24	430,835,779.40	31,499.74	534,892,554.64

SUMMARY:


Total Disbursement Authorities Received		Previous Report	This Month (Aug)	As of 31 Aug 2016
NCA		11,545,184,469.48	443,288,000.00	11,988,472,469.48
NCA#BMB-D-16-0013043	398,235,000.00			
NCA#BMB-D-16-0005462	42,883,000.00			
NCA#BMB-D-16-0013043	2,687,000.00			
Working Fund				
TRA		104,417,285.65	14,180,412.08	118,597,697.73
CDC				
NCAA				
Others (Customs Duties)				
Less: Notice of Transfer Allocations (NTA) Issued		9,188,120,665.00	332,969,030.00	32,251,810,897.77
Total Disbursements Authorities Available		2,461,481,090.13	790,437,442.08	2,771,643,619.69
Less: Lapsed NCA		2,107,634.44	534,892,554.64	2,771,643,619.69
Disbursements *		2,236,751,065.05	255,544,887.44	2,222,622,390.64
Balance of Disbursements Authorities as of date		222,622,390.64	255,544,887.44	478,167,278.08

Notes: The use of NTA is discouraged
* Amounts should tally

Checks Issued for the Month of August:
27th FSU 1569817-1570279
Disbursing 1564687-1534695
114th FSU 1561229-1561276
CPO 11874-11892

Certified Correct:

NILS B. ABUGARI DPA
Chief, AFP Accounting Center

Approved By:

LTJEN GILORIOSO V. MIRANDA AFP
Vice Chief of Staff

MONTHLY REPORT OF DISBURSEMENTS
For the Month of September 2016

Department DEPARTMENT OF NATIONAL DEFENSE
Agency GENERAL HEADQUARTERS, AFP
Operating Unit AFP and AFP Wide Service Support Units (AFPWSUS)
Organization Code (UACS) 17 010 17 0001
Funding Source Code: 01 1 01 101

PARTICULARS	CURRENT YEAR BUDGET			PRIOR YEAR'S BUDGET				GRAND TOTAL		
	PS	MOOE	TOTAL	PRIOR YEAR'S ACCOUNTS PAYABLE		CURRENT YEAR'S PAYABLE		TOTAL	PS	MOOE
				PS	MOOE	CO	Sub-Total			
Notice of Cash Allocation (NCA)										
MDS Checks Issued	108,719,806.31	434,359,276.29	543,079,082.60	-	5,846,231.99	808,603.01	-	549,733,917.60	108,719,806.31	441,014,111.29
Advice to Debit Account	100,432,053.71	60,547,359.58	160,979,413.30	-	197,946.42	488,141.99	-	161,565,501.71	100,432,053.71	61,233,448.00
Working Fund (NCA Issued to BT)			-							
Tax Remittance Advices Issued (TRA)	11,650,740.84	15,116,443.23	26,767,184.07	-	325,883.50	29,136.01	-	27,122,203.58	11,650,740.84	15,471,462.74
Cash Disbursement Ceiling (CDC)			-							
Non-Cash Availment Authority (NCAA)			-							
Others			-							
GRAND TOTAL	220,802,600.86	510,023,079.11	730,825,679.97	-	6,370,061.91	1,325,881.01	-	738,521,622.89	220,802,600.86	517,719,022.03

SUMMARY:

Total Disbursement Authorities Received		Previous Report	This Month (Sept)	As of 30 Sept 2016
NCA		11,998,472,469.48	3,568,991,908.00	15,567,464,378.48
NCABMB-D-16-0013049	379,719,000.00			
NCABMB-D-16-0005462	42,983,000.00			
NCABMB-D-16-0013884	72,302,071.00			
NCABMB-D-16-0014550	2,381,885,738.00			
NCABMB-D-16-0016478	712,069,100.00			
NCABMB-D-16-0013045	333,000.00			
Working Fund		118,597,697.73	27,122,203.58	145,719,901.31
TRA				
CDC				
NCAA				
Others (Customs Duties/ROBMB-D-16-0020448	332,969,030.00			332,969,030.00
Less: Notice of Transfer Allocations (NTA)* Issued	9,198,120,665.00		3,147,587,222.00	12,335,707,887.00
Total Disbursements Authorities Available	3,251,918,532.21		448,526,890.58	3,700,445,422.79
Less: Lapsed NCA	2,107,634.44		188,172,545.77	190,280,180.21
Disbursements *	2,771,643,619.69		738,521,622.89	3,510,165,242.58
Balance of Disbursements Authorities as of to date	478,167,278.08		(478,167,278.08)	-

Total Disbursements Program

Less: * Actual Disbursements

(Over)/Under Spending

Previous Report

This Month (Sept)

As of 30 Sept 2016

3,249,810,897.77

250,354,344.81

3,510,165,242.58

2,771,643,619.69

738,521,622.89

3,510,165,242.58

478,167,278.08

(478,167,278.08)

-

Notes: The use of NTA is discouraged
* Amounts should tally

Checks Issued for the Month of September:
27th FSU 1570280-1570400 / 1571301-1571498
Disbursing 1554696-1554727
11th FSU 1551277-1551354
CPO 118893-11912

Certified Correct:


NIE B ABAIGAR, CPA
Chief, AFP Accounting Center

Approved By:


LTGEN GLOPJO V MIRANDA AFP
Vice Chief of Staff